

Medium Intensity Approach Lighting System

Configurations Include MALSR / MALS / MALSF / SSALSR



Barrette with 5 light assemblies and weatherproof PCU

Medium Intensity Approach Lighting System with Runway Alignment - Sequenced Flashers

The AV-MALSR is an LED runway approach lighting system which is designed to provide visual guidance from approach zone to landing threshold. The unique light pattern of the AV-MALSR assists pilots to identify runway alignment, height perception, roll guidance and horizontal reference on approach.

The AV-MALSR consists of two primary subsystems: Sequence Flashing (SFL)/Runway Alignment Indicator Lights (RAIL) and Steady Burning Array.

The five SFL/RAIL Lights of the MALSR Approach Lighting Solution flash in a timed, uniform order to add visual guidance down the runway centerline path.

The Steady Burning Array includes 9 lightweight, rectangular barrettes, each approximately 10 ft. long with 5 LED lighthoods and a weatherproof PCU on each. Each barrette is available in a permanent frangible version or folding portable version. The portable version features a central hinge with compact electronic enclosure for convenient transport.

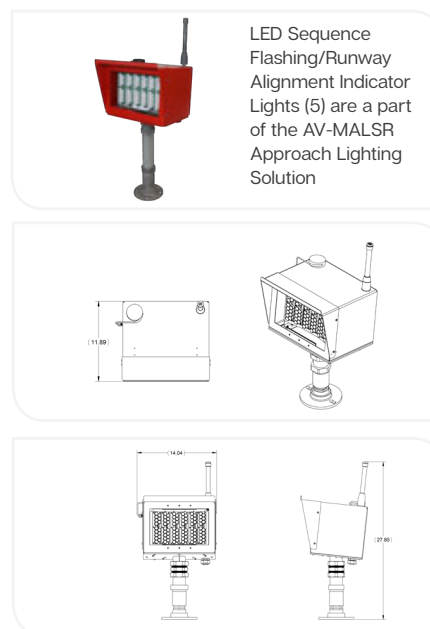
LED optics utilized in the AV-MALSR achieve the lowest power consumption at the required intensity. A wide variety of control and power options are available.

The AV-MALSR is compliant with FAA MALSR, UFC-3 and NAVAIR-51 standards for Medium Intensity Approach Lighting Steady Burning Array.

Technical Specifications

AV-MALSR	
Optics	
High power LEDs with proper heat management ensures stable photometrics for life of product	
Power Options	
Solar Kit	Solar panels, mounting hardware, batteries, enclosures, air transportable container, AC input for backup
Battery Kit	Batteries & enclosures, AC input for backup
AC	100 - 240 VAC 50/60 Hz
Physical Characteristics	
Height(mm/inches)	651.51 / 25.65
Width(mm/inches)	3295.65 / 129.75
Weight(kg/lbs)	28 / 62
Electrical Characteristics	
Current Draw	66W per barrette
Control Options	
Fixed Wire	Power line control
Wireless	5 mile (8 km) control range with handheld controller
Type	3 and 5 step options
Construction	
Powder coated aluminum (Barrette, Light Housing and Control Unit) with Stainless Steel Hardware	
Temperature	
-31 to 131° F (-35 to 55° C)	
Wind Loading	
300 mph (45 m/s)	
Ingress	
MA 4 & EN 60529 IP 55	
Shipping Weight and Dimensions (2 crates, 1 pallet totaling 2,625lbs/737kg)	
Crate 1: 137x53x47in./1200lbs; Crate 2: 137x45x47/1125lbs; Pallet: 48x45x48/300lbs	

SFL

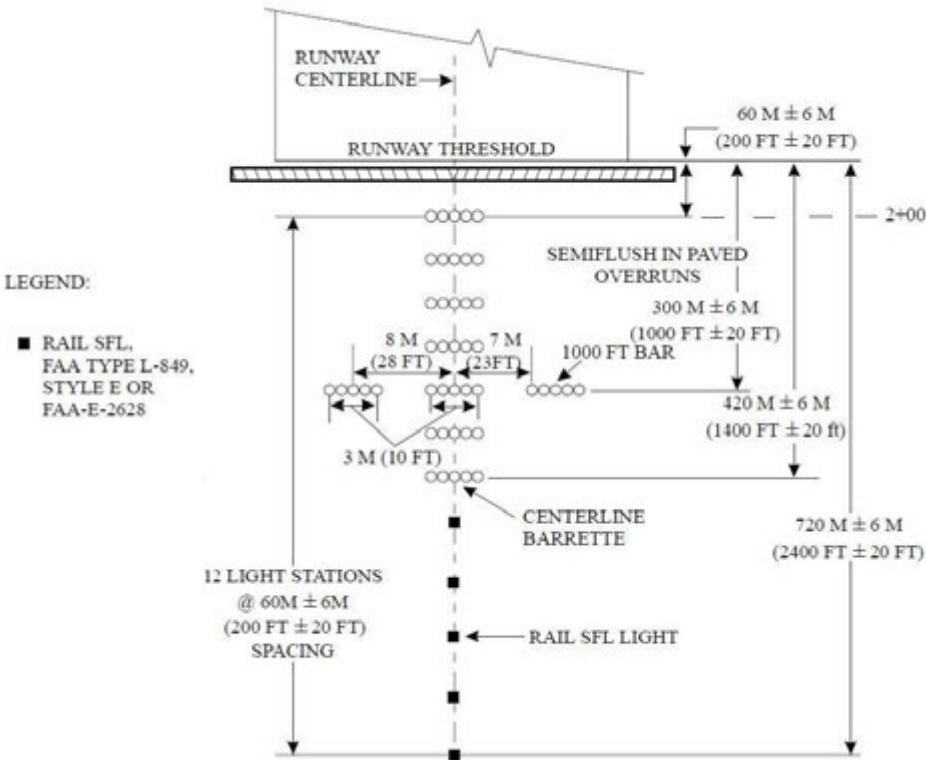


LED Sequence Flashing/Runway Alignment Indicator Lights (5) are a part of the AV-MALSR Approach Lighting Solution

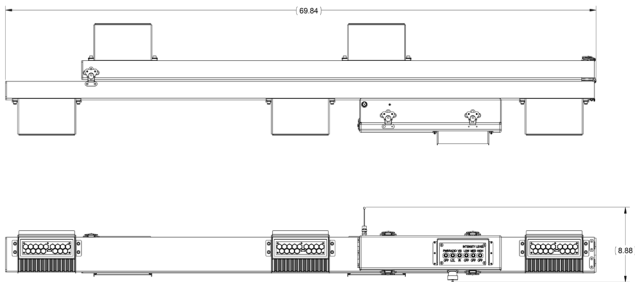
Standard Configurations

Model	Mounting	Output	Power	Control
AV-MALSR	Permanent	Visible	Solar Kit	Wired
	Portable	Visible/IR	Generator Kit	Wireless
			Battery Kit	
			AC	

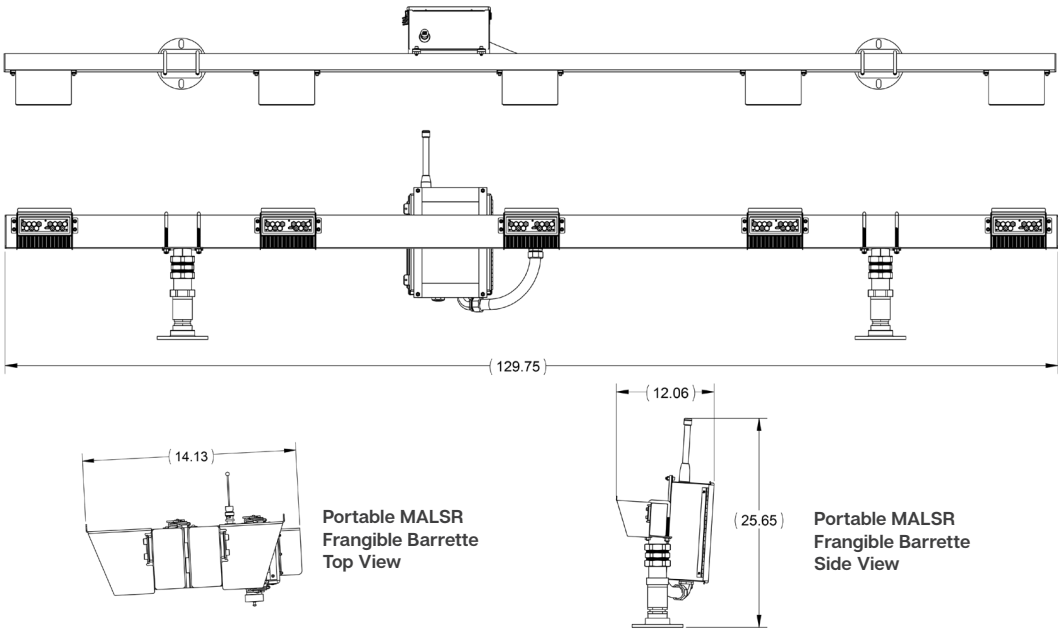
We believe technology improves navigation™



Portable MALSR - Folded Barrette



Permanent MALSR - Frangible Barrette



We believe technology improves navigation™